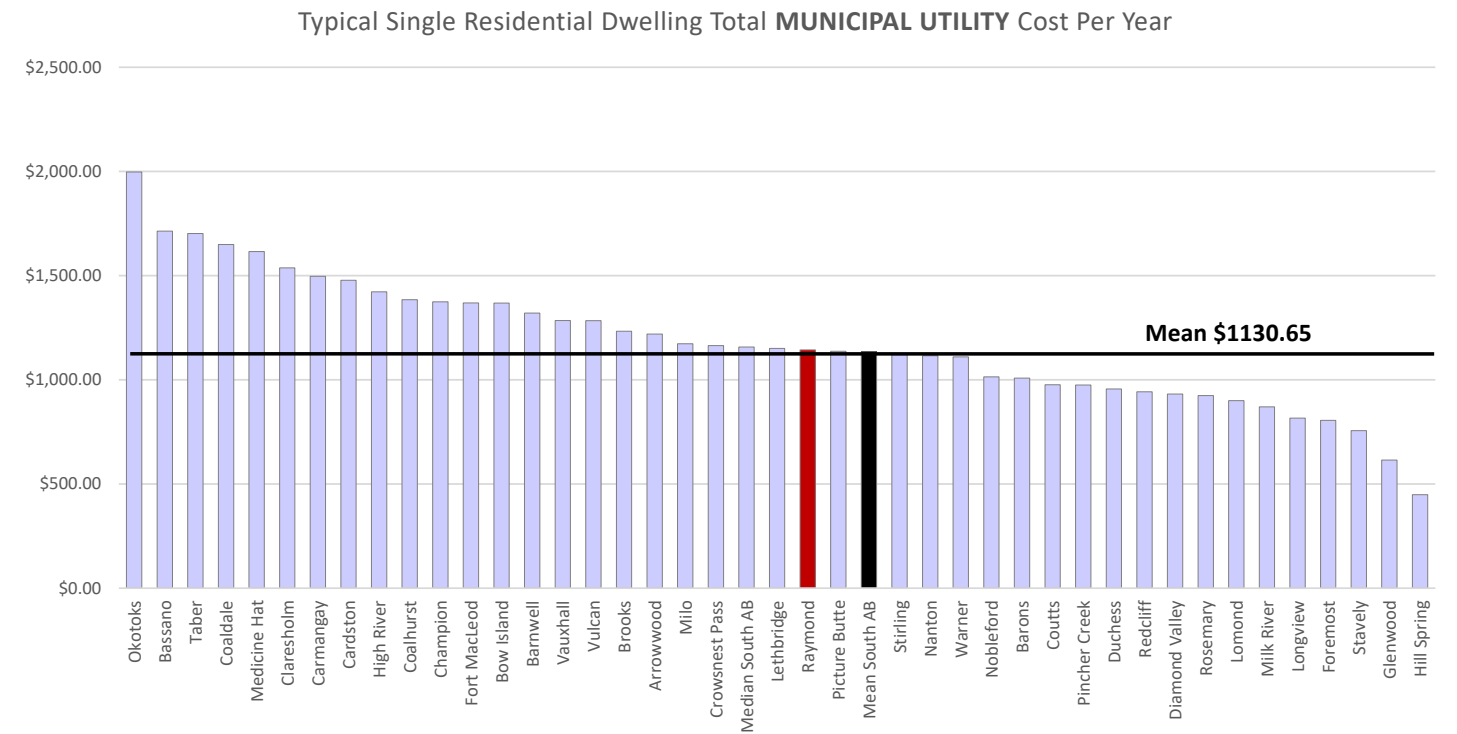
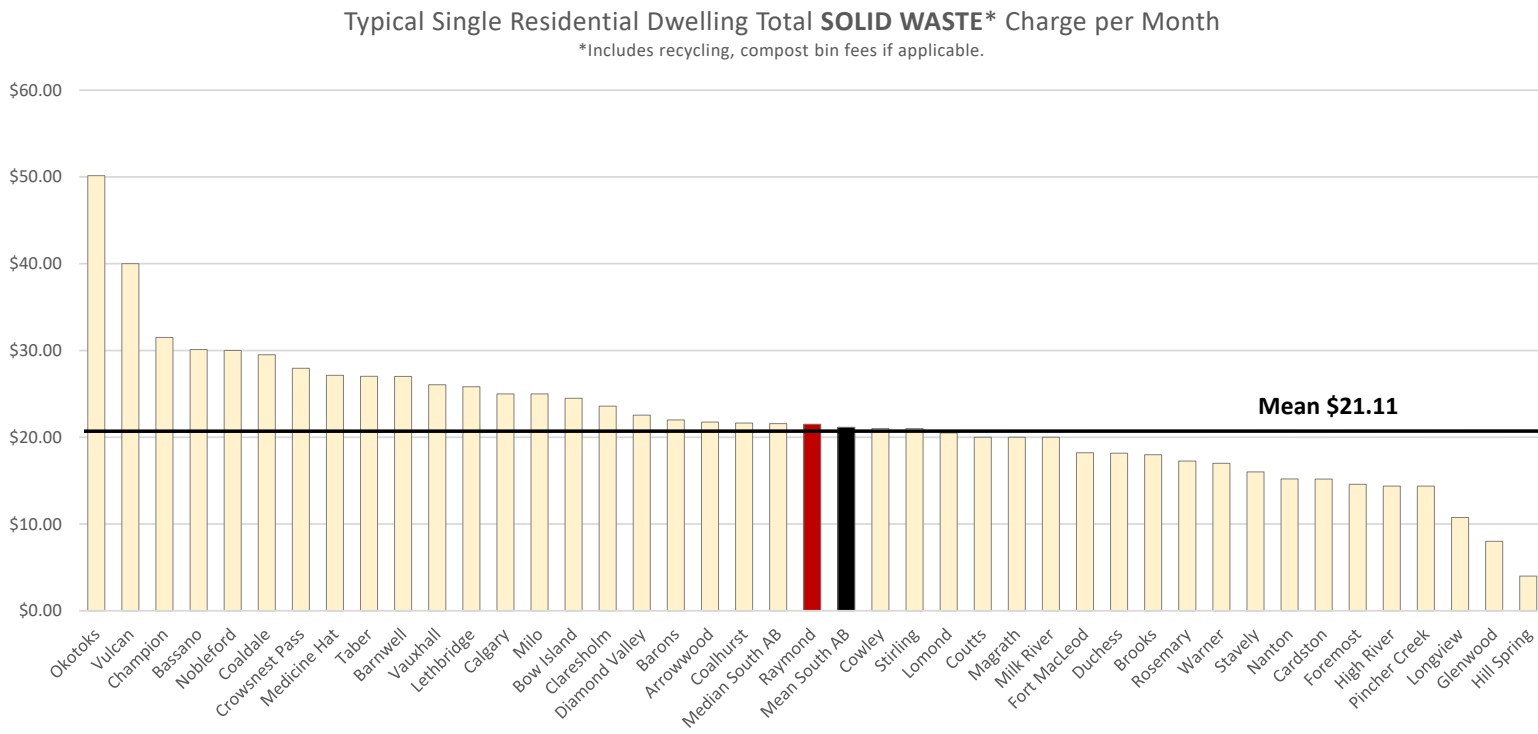
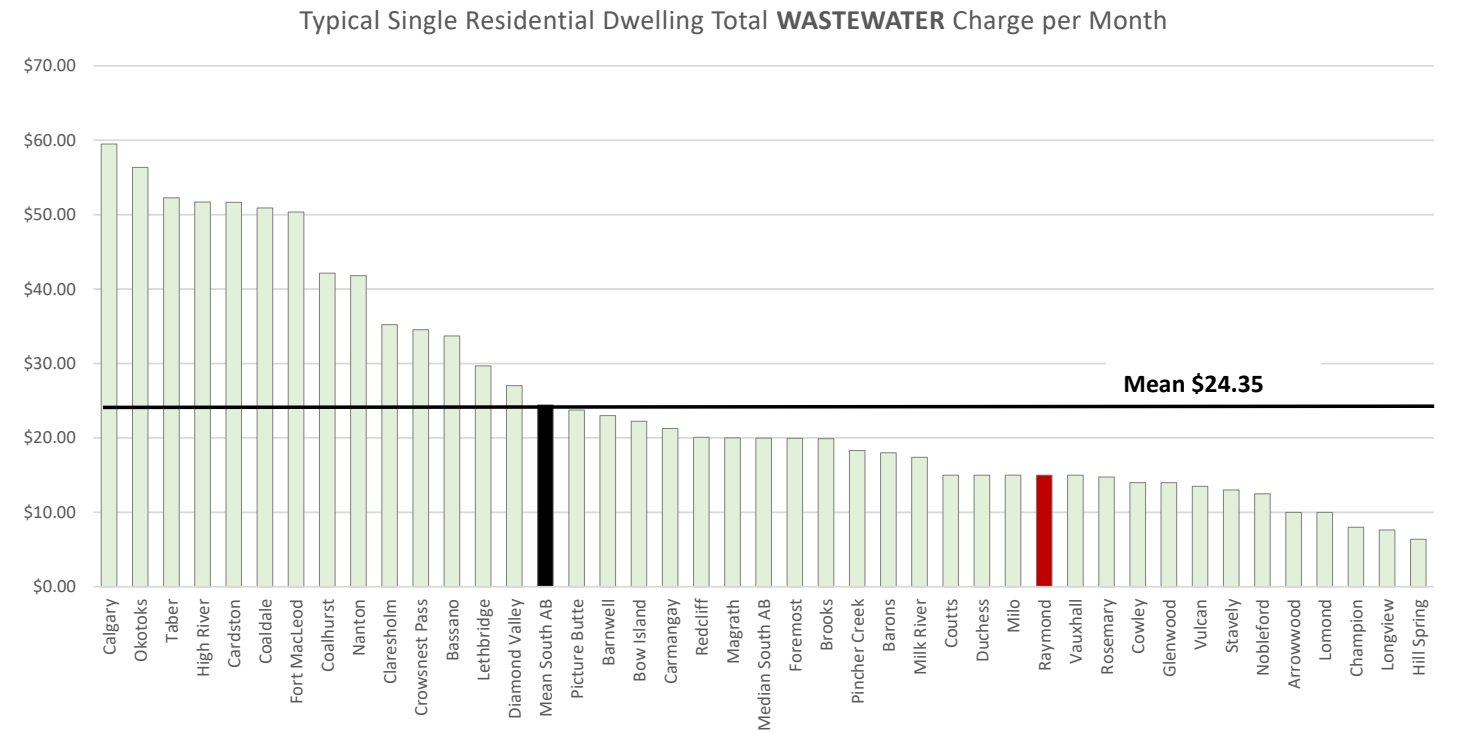
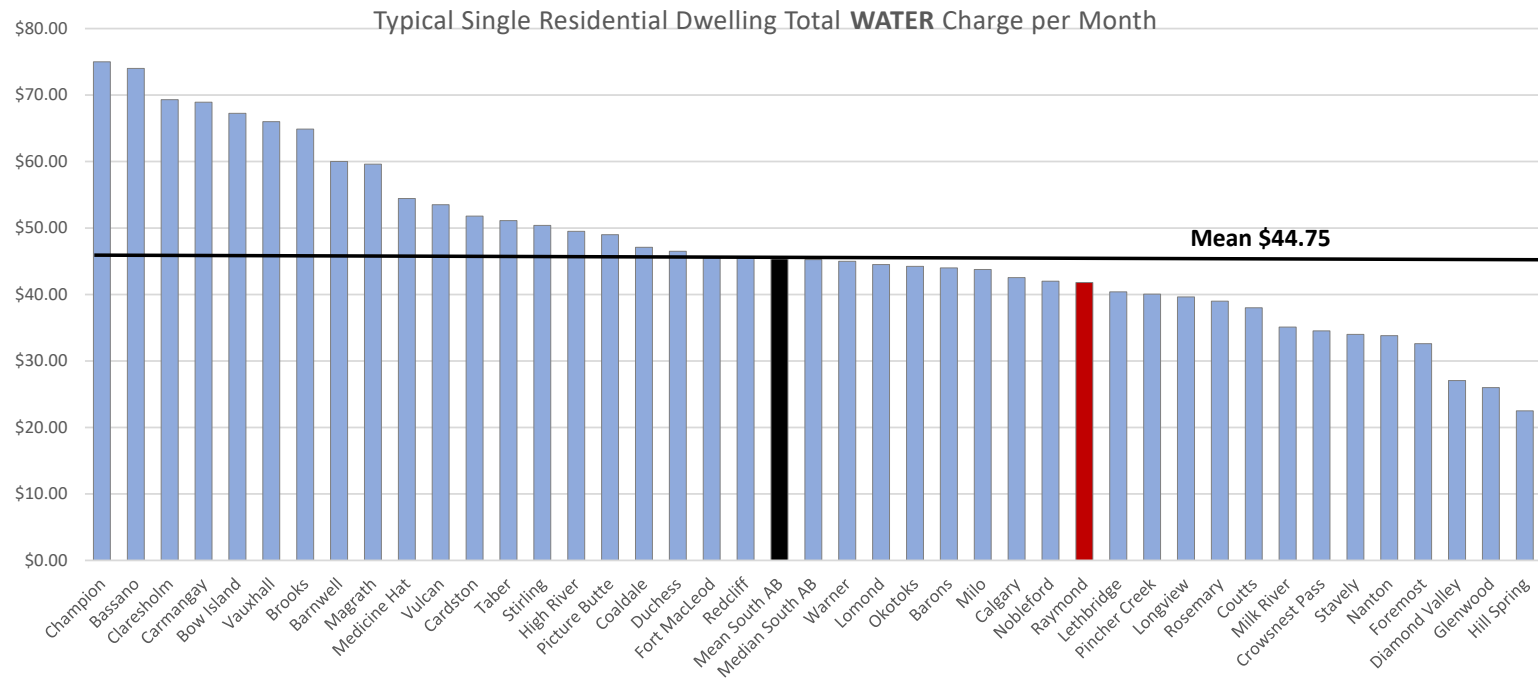
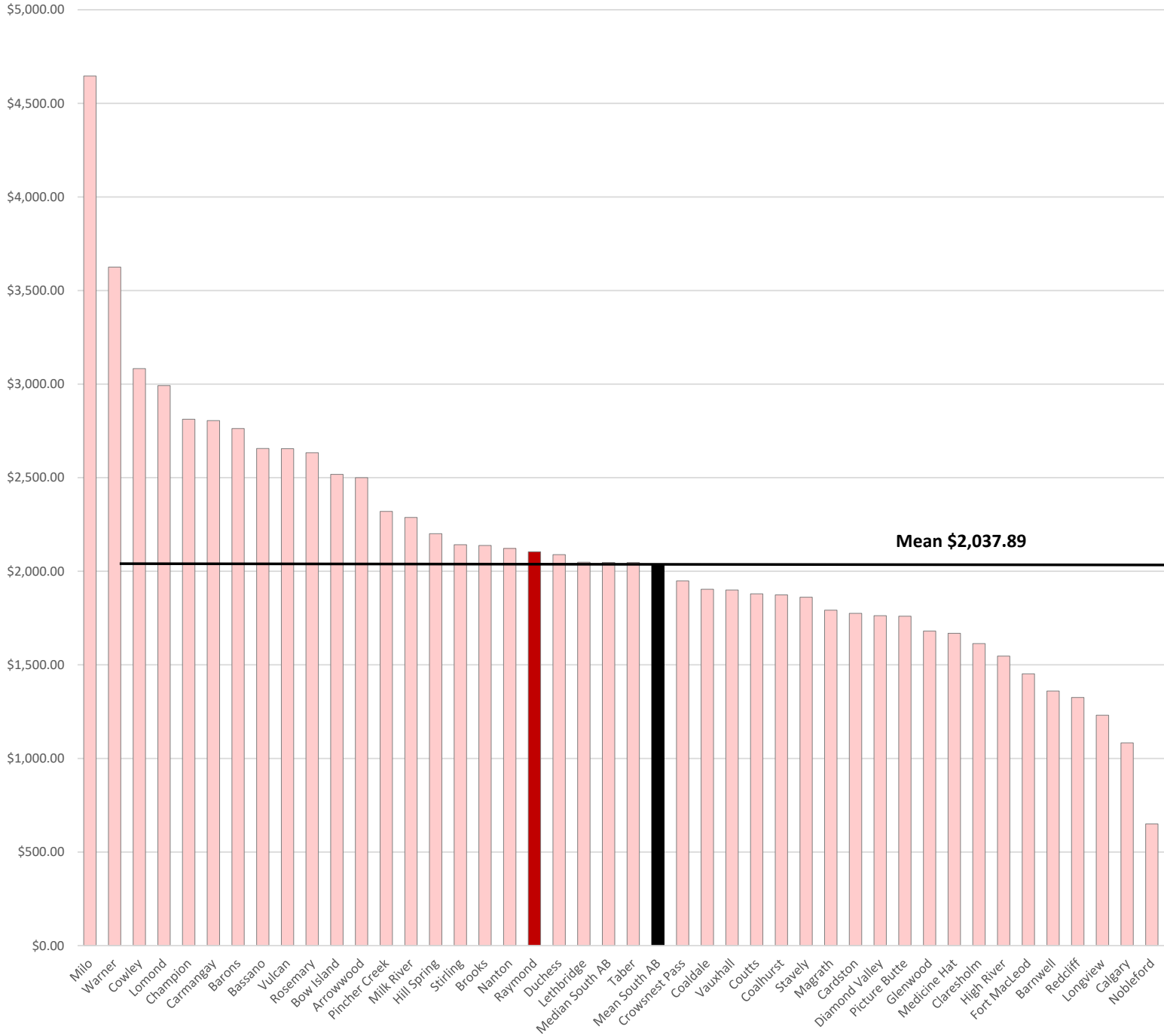


2023 Southern Alberta Municipal Service Rate Survey - Single Residential Dwelling

	Municipality	2021 Stats Canada Census Data	Water fixed /month	Base coverage Limit m3	Over base water cost /m3	Bulk Water Service Charge	Bulk Water Rates /m3	Raw Water/ month	Water total /month	Waste water fixed /month	Base coverage limit m3	Over base sewer cost /m3	Waste water total /month	Storm water drainage /month	Garbage curbside pickup? (Y/N)	Black Bin/Month	Blue Bin/Month	Green Bin/Month	Solid waste - all types /month	Admin or other fee	Utilities billed monthly or bimonthly	Typical user utility cost per year	2023 municipal res tax rate	2023 residential tax on \$250,000 House	Total annual municipal tax bill and utility cost	County/MD
Cities	Brooks	14,924	\$ 56.82	13.65	\$ 1.27		\$ 4.00	\$ 56.82	\$ 64.88	\$ 19.90	41	\$ 0.92	\$ 19.90		Y	\$ 14.45	\$ 3.54		\$ 17.99	\$ -	B	\$ 1,233.29	8.552523	\$ 2,138.13	\$ 3,371.42	Newell
	Calgary	1,306,784	\$ 14.14	0.00	\$ 1.42		\$ 1.73	\$ -	\$ 42.54	\$ 27.10		\$ 1.62	\$ 59.50	\$ 15.63	Y	\$ 6.99	\$ 8.98	\$ 9.03	\$ 25.00	\$ -	M	\$ 1,712.04	4.331900	\$ 1,082.98	\$ 2,795.02	Foot hills, Rocky View
	Lethbridge	98,406	\$ 14.40	0.00	\$ 1.30			\$ 1.352/m3	\$ 40.40	\$ 9.00		\$ 1.03	\$ 29.68		Y	\$ 11.94	\$ 8.88	\$ 5.01	\$ 25.83	\$ -	M	\$ 1,150.92	8.194400	\$ 2,048.60	\$ 3,199.52	Lethbridge
	Medicine Hat	63,271	\$ 30.00	0.00	\$ 1.22				\$ 54.43	\$ 53.08			\$ 53.08		Y	\$ 16.63	\$ 2.43	\$ 8.08	\$ 27.14	\$ -	M	\$ 1,615.78	6.674400	\$ 1,668.60	\$ 3,284.38	Cypress
	Mean		\$ 28.84	\$ 3.41	\$ 1.30	\$ -	\$ 1.43	\$ 14.21	\$ 50.56	\$ 27.27	10.25	\$ 0.89	\$ 40.54		\$ -	\$ 12.50	\$ 5.96	\$ 5.53	\$ 23.99	\$ -	\$ -	\$ 1,428.01	6.938306	\$ 1,734.58	\$ 3,162.58	
Median		\$ 22.20	\$ -	\$ 1.29	#NUM!	\$ 2.87	\$ 28.41	\$ 48.49	\$ 23.50	41.00	\$ 1.03	\$ 41.38			\$ 13.20	\$ 6.21	\$ 8.08	\$ 25.42	\$ -		\$ 1,424.54	7.434400	\$ 1,858.60	\$ 3,241.95		
Towns	Bassano	1,216	\$ 20.00	0.00	\$ 2.70		\$ 4.00		\$ 74.00	\$ 33.70			\$ 33.70		Y	\$ 22.50	\$ 7.60		\$ 30.10	\$ 5.00	B	\$ 1,713.60	10.624690	\$ 2,656.17	\$ 4,369.77	Newell
	Bow Island	2,036	\$ 22.25	0.00	\$ 2.25				\$ 67.25	\$ 22.25			\$ 22.25		Y	\$ 18.00	\$ 6.50		\$ 24.50		M	\$ 1,368.00	10.071700	\$ 2,517.93	\$ 3,885.93	Forty Mile
	Cardston	3,724	\$ 26.00	0.00	\$ 1.29		\$ 5.55		\$ 51.80	\$ 51.66	20.00	\$ 1.85	\$ 51.66		Y	\$ 12.91	\$ 2.26		\$ 15.17	\$ 4.53	M	\$ 1,477.92	7.100000	\$ 1,775.00	\$ 3,252.92	Cardston
	Claresholm	3,804	\$ 35.70	0.00	\$ 1.68		\$ 2.26		\$ 69.30	\$ 16.83		\$ 0.92	\$ 35.23		Y	\$ 12.50	\$ 11.09		\$ 23.59		B	\$ 1,537.44	6.454500	\$ 1,613.63	\$ 3,151.07	Willow Creek
	Coaldale	8,771	\$ 23.10	0.00	\$ 1.20		\$ 3.84		\$ 47.10	\$ 29.64		\$ 1.06	\$ 50.90	\$ 9.95	Y	\$ 9.84	\$ 9.83	\$ 9.83	\$ 29.50		M	\$ 1,649.40	7.616100	\$ 1,904.03	\$ 3,553.43	Lethbridge
	Coalhurst	2,869	\$ 20.00	0.00	\$ 1.30		\$ 1.30		\$ 46.00	\$ 42.15			\$ 42.15	\$ 5.57	Y	\$ 19.41	\$ 2.23		\$ 21.64		M	\$ 1,384.32	7.495200	\$ 1,873.80	\$ 3,258.12	Lethbridge
	Diamond Valley	5,601	\$ 27.06	22.00	\$ 2.46				\$ 27.06	\$ 27.02	22.00	\$ 2.46	\$ 27.02			\$ 10.40	\$ 6.05	\$ 6.10	\$ 22.55	\$ 1.00	B	\$ 931.56	7.051560	\$ 1,762.89	\$ 2,694.45	Foot hills
	Fort MacLeod	3,297	\$ 25.50	0.00	\$ 1.00		\$ 4.00		\$ 45.50	\$ 50.36			\$ 50.36		Y	\$ 9.11	\$ 9.10		\$ 18.21		M	\$ 1,368.84	5.809002	\$ 1,452.25	\$ 2,821.09	Willow Creek
	High River	14,324	\$ 15.31	0.00	\$ 1.71		\$ 4.62		\$ 49.51	\$ 12.50		\$ 1.96	\$ 51.70	\$ 2.93	Y	\$ 11.46	\$ 2.91		\$ 14.37		B	\$ 1,422.12	6.186700	\$ 1,546.68	\$ 2,968.80	Foot hills
	Magrath	2,481	\$ 25.00	0.00	\$ 1.73			\$ 12.00	\$ 59.60	\$ 20.00			\$ 20.00		Y	\$ 20.00			\$ 20.00		M	\$ 1,195.20	7.169000	\$ 1,792.25	\$ 2,987.45	Cardston
	Milk River	824	\$ 28.50	0.00	\$ 0.33		\$ 4.50		\$ 35.10	\$ 12.00		\$ 0.27	\$ 17.40		Y	\$ 20.00			\$ 20.00		M	\$ 870.00	9.150000	\$ 2,287.50	\$ 3,157.50	Warner
	Nanton	2,167	\$ 29.50	18.00	\$ 2.15				\$ 33.80	\$ 37.50	18.00	\$ 2.15	\$ 41.80	\$ 2.13	Y	\$ 8.70	\$ 6.50		\$ 15.20		B	\$ 1,115.16	8.488000	\$ 2,122.00	\$ 3,237.16	Willow Creek
	Nobleford	1,438	\$ 27.00	0.00	\$ 0.75		\$ 3.10		\$ 42.00	\$ 12.50			\$ 12.50		Y	\$ 30.00			\$ 30.00		B	\$ 1,014.00	2.599500	\$ 649.88	\$ 1,663.88	Lethbridge
	Okotoks	30,405	\$ 11.23	0.00	\$ 1.65		\$ 11.00		\$ 44.23	\$ 11.28		\$ 2.25	\$ 56.36	\$ 15.70	Y	\$ 16.71	\$ 16.72	\$ 16.72	\$ 50.15		B	\$ 1,997.28	5.357000	\$ 1,339.25	\$ 3,336.53	Foot hills
	Picture Butte	1,930	\$ 49.00	20.00	\$ 1.90		\$ 4.72	\$ 10.83	\$ 49.00	\$ 23.75			\$ 23.75		Y	\$ 22.00			\$ 22.00		M	\$ 1,137.00	7.040100	\$ 1,760.03	\$ 2,897.03	Lethbridge
	Pincher Creek	3,373	\$ 17.66	0.00	\$ 1.12		\$ 4.63	1.12/m3	\$ 40.06	\$ 18.31			\$ 18.31	\$ 8.50	Y	\$ 10.79	\$ 3.58		\$ 14.37		B	\$ 974.88	9.279900	\$ 2,319.98	\$ 3,294.86	Pincher Creek
	Raymond	4,199	\$ 22.00	0.00	\$ 0.99		\$ 4.00	\$ 14.00	\$ 41.80	\$ 15.00			\$ 15.00		Y	\$ 21.50			\$ 21.50	\$ 17.00	M	\$ 1,143.60	8.416960	\$ 2,104.24	\$ 3,247.84	Warner
	Redcliff	5,581	\$ 22.28	0.00	\$ 1.16		\$ 3.00		\$ 45.48	\$ 20.08			\$ 20.08		Y	\$ 13.00			\$ 13.00		B	\$ 942.72	5.302700	\$ 1,325.68	\$ 2,268.40	Cypress
	Stavelly	544	\$ 34.00	20.00	\$ 1.50				\$ 34.00	\$ 13.00			\$ 13.00		Y	\$ 16.00			\$ 16.00		M	\$ 756.00	7.444200	\$ 1,861.05	\$ 2,617.05	Willow Creek
	Taber	8,862	\$ 27.91	0.00	\$ 1.16		\$ 3.44		\$ 51.11	\$ 31.47		\$ 1.04	\$ 52.27	\$ 11.42	Y	\$ 23.03	\$ 3.99		\$ 27.02		M	\$ 1,701.84	8.185700	\$ 2,046.43	\$ 3,748.27	Taber
Vauxhall	1,286	\$ 55.00	0.00	\$ 0.55		\$ 3.40		\$ 66.00	\$ 15.00			\$ 15.00		Y	\$ 19.00	\$ 7.05		\$ 26.05		M	\$ 1,284.60	7.600000	\$ 1,900.00	\$ 3,184.60	Taber	
Vulcan	1,769	\$ 18.50	0.00	\$ 1.75		\$ 3.50	0.28/m3	\$ 53.50	\$ 13.50			\$ 13.50		Y	\$ 40.00			\$ 40.00		B	\$ 1,284.00	10.620000	\$ 2,655.00	\$ 3,939.00	Vulcan	
Mean		\$ 24.27	\$ 3.33	\$ 1.35		\$ 2.95	\$ 1.53	\$ 44.72	\$ 22.06	2.50	\$ 0.58	\$ 28.50	\$ 2.34		\$ 16.12	\$ 3.98		\$ 21.46	\$ 1.15		\$ 1,177.90	6.877605	\$ 1,719.40	\$ 2,897.30		
Median		\$ 25.25	\$ -	\$ 1.40		\$ 4.00	\$ 12.00	\$ 46.55	\$ 20.04	20.00	\$ 1.85	\$ 25.39	\$ 7.04		\$ 17.36	\$ 6.50		\$ 21.82	\$ 4.77		\$ 1,284.30	7.469700	\$ 1,867.43	\$ 3,210.88		
SP	Crowsnest Pass	5,695	\$ 34.54					\$ 34.54	\$ 34.54			\$ 34.54		Y	\$ 24.81	\$ 3.14		\$ 27.95		B	\$ 1,164.36	7.794300	\$ 1,948.58	\$ 3,112.94	Special	
Villages	Arrowwood	188	\$ 43.28	9.00	\$ 2.42				\$ 69.90	\$ 10.00			\$ 10.00		N	\$ 21.75			\$ 21.75		B	\$ 1,219.80	10.000000	\$ 2,500.00	\$ 3,719.80	Vulcan
	Barnwell	978	\$ 40.00	0.00	\$ 1.00		\$ 3.25		\$ 60.00	\$ 20.00			\$ 23.00		Y	\$ 16.00	\$ 11.00		\$ 27.00		M	\$ 1,320.00	5.442000	\$ 1,360.50	\$ 2,680.50	Taber
	Barons	313	\$ 44.00						\$ 44.00	\$ 18.00			\$ 18.00		Y	\$ 22.00			\$ 22.00		B	\$ 1,008.00	11.049200	\$ 2,762.30	\$ 3,770.30	Lethbridge
	Carmangay	269	\$ 68.92						\$ 68.92	\$ 21.27			\$ 21.27		Y	\$ 34.54			\$ 34.54		B	\$ 1,496.76	11.221300	\$ 2,805.33	\$ 4,302.09	Vulcan
	Champion	351	\$ 40.00	0.00	\$ 1.75				\$ 75.00	\$ 8.00			\$ 8.00		Y	\$ 31.50			\$ 31.50		B	\$ 1,374.00	11.250000	\$ 2,812.50	\$ 4,186.50	Vulcan
	Coutts	224	\$ 20.00	0.00	\$ 0.90				\$ 38.00	\$ 15.00			\$ 15.00		Y	\$ 20.00			\$ 20.00	\$ 8.33	B	\$ 976.00	7.518700	\$ 1,879.68	\$ 2,855.68	Warner
	Cowley	216	\$ 25.00	15.00	\$ 1.00				\$ 30.00	\$ 14.00			\$ 14.00		Y	\$ 16.00	\$ 5.00		\$ 21.00		M	\$ 780.00	12.330000	\$ 3,082.50	\$ 3,862.50	Pincher Creek
	Duchess	1,053	\$ 22.50	0.00	\$ 1.20		\$ 2.98		\$ 46.50	\$ 15.00			\$ 15.00		Y	\$ 16.38	\$ 1.78		\$ 18.16		B	\$ 955.92	8.355500	\$ 2,088.88	\$ 3,044.80	Newell
	Foremost	554	\$ 30.00	0.00	\$ 0.13			\$ 7.50	\$ 32.60	\$ 19.95			\$ 19.95		Y	\$ 14.57		Y	\$ 14.57		B	\$ 805.44	12.593400	\$ 3,148.35	\$ 3,953.79	Forty Mile
	Glenwood	272	\$ 26.00				\$ 3.17	\$ 8.00	\$ 26.00	\$ 14.00			\$ 14.00		N	\$ 8.00			\$ 8.00	\$ 3.25	B	\$ 615.00	6.721540	\$ 1,680.39	\$ 2,295.39	Cardston
	Hill Spring	168	\$ 22.50					\$ 2.63	\$ 22.50	\$ 6.38			\$ 6.38		N	\$ 4.00			\$ 4.00	\$ 4.50	B	\$ 448.56	8.802750	\$ 2,200.69	\$ 2,649.25	Cardston
	Lomond	178	\$ 44.50	64.17	\$ 2.79				\$ 44.50	\$ 10.00			\$ 10.00		Y	\$ 20.50			\$ 20.50		B	\$ 900.00	11.969100	\$ 2,992.28	\$ 3,892.28	Vulcan
	Longview	297	\$ 39.63	20.00	\$ 1.30				\$ 39.63	\$ 7.63	20	\$ 0.56	\$ 7.63		Y	\$ 10.75			\$ 10.75	\$ 10.00	B	\$ 816.00	4.923900	\$ 1,230.98	\$ 2,046.98	Foot Hills
	Milo	136	\$ 8.00	8.00	\$ 2.98		\$ 6.60		\$ 43.76	\$ 15.00			\$ 15.00		Y	\$ 25.00			\$ 25.00	\$ 14.00	M	\$ 1,173.12	18.585000	\$ 4,646.25	\$ 5,819.37	Vulcan
	Rosemary	370	\$ 39.00	20.00	\$ 1.55		\$ 4.20		\$ 39.00	\$ 14.75			\$ 14.75		Y	\$ 14.25	\$ 3.00		\$ 17.2							



Typical Single Residential Dwelling Total **2023 MEAN MUNICIPAL TAX BILL**



Typical Single Residential Dwelling Total **2023 COMBINED MEAN MUNICIPAL TAX BILL & MUNICIPAL UTILITY COST**

